

+ - # अ



HOLIDAY

% HOMEWORK



क

क



Name -
Class - Sapling 3
Summer Assignment



Holiday Homework Grading Criterion



Excellent



Very Good



Great Effort



Satisfactory



Needs Improvement





Homework Time

Summer vacation brings a change and excitement for children. It provides them an opportunity to rejuvenate, refresh, revive and explore.

It is essential to channelize their energy with positive approach and in the right direction. Keeping this in mind set we have designed a bunch of productive and fun-filled activities in the holiday homework with an integrated approach of learning.

This will foster curiosity, develop creativity, enhance knowledge and instill the joy of learning among them.

Happy learning!

Love & Blessings,

Class Teacher

HEY KIDS! HAVE A HAPPY

HAPPENING BREAK!!

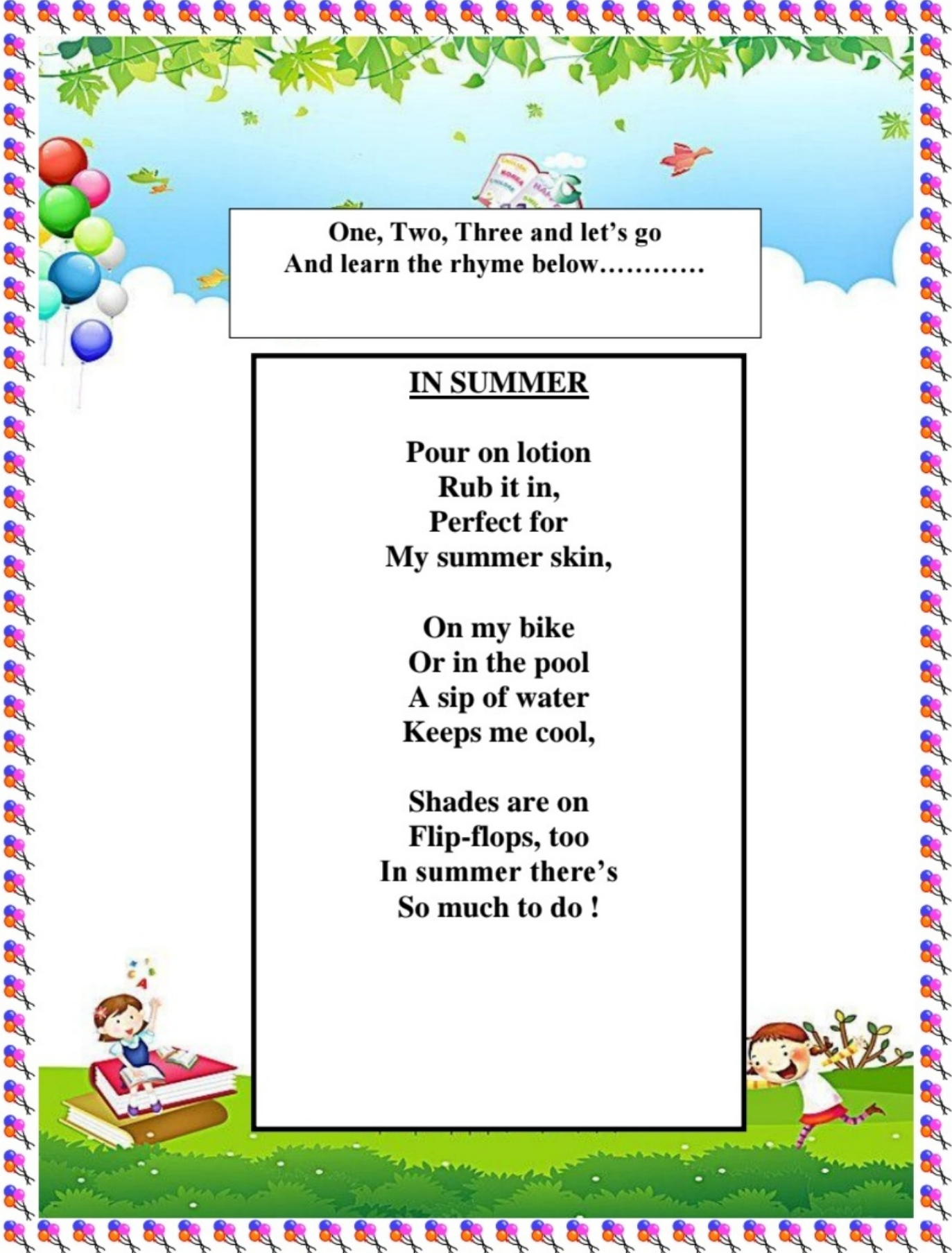


SUMMER GOALS

Activities recommended during vacation –

- SPLASH!
- Dance like no one's watching.
- Make a new friend and make them smile.
- Practice tying your shoes.
- Sing your favorite school song.
- See that what sinks or floats in the bathtub.
- Help your Mommy in kitchen work and learnroom management.
- Retell a fairy tale or a story to your family.
- Keep your surroundings clean.
- Water plants and feed the birds.
- Do stone painting.
- Fly a kite.





**One, Two, Three and let's go
And learn the rhyme below.....**

IN SUMMER

**Pour on lotion
Rub it in,
Perfect for
My summer skin,**

**On my bike
Or in the pool
A sip of water
Keeps me cool,**

**Shades are on
Flip-flops, too
In summer there's
So much to do !**



Guidelines for Parents:

- Share stories / incidents of your childhood.
- Reward your child's efforts even for the smallest one to boost his / her confidence. Engage them with puzzle games, building blocks and pattern making.
- Let your child learn 5 new words daily in English and try to converse with them in English too.
- Allow the child to read age appropriate story books.
- Take at least two meals together with your child and explain them the importance of food and hard work of the farmers.
- Cultivate healthy habits avoiding junk foods to the maximum extent. Never deny or ignore a child's feelings.
- Refrain from using words that you would not want the child to repeat.

General Instructions:

1. Holiday Homework Folder : “Attempt all the worksheet given in the Holiday Homework folder.”
2. Get Creative : “Help your child make an attractive handmade folder with old newspaper. Decorate it and complete all the Holiday Homework in it.
3. For any guidance / assistance you may contact the class teacher.

Important Dates:

World Environment Day – 5th June,

Father's Day - 18th June,

International Yoga Day – 21st June

“Prayer is putting oneself in the hands of God”

Activity- Prayer Time




Morning

God's Love is so wonderful,
Oh! Wonderful love!
So high we can't get over it,
So deep you can't get under it,
So wide you can't get around it,
Oh! Wonderful love!
God's Love is so wonderful,
Oh! Wonderful love!

Before Meal

Thank you God for the world so sweet,
Thank you God for the food we eat,
Thank you God for the bird that sing,
Thank you God for everything,
Amen!



Bed Time


Angels bless & angels keep,
Angels guard me, while I sleep.
Bless my heart & bless my home,
Bless my spirit as I roam.
Guide & guard me through the night,
wake me with the morning light.

ACTIVITY -1

LET'S PEEP INTO THE WORLD OF YOGA "YOGA IS THE JOURNEY OF THE SELF, THROUGH THE SELF, TO THE SELF"

Dear Students,

As Yoga develops your strength and flexibility as well as enhances your memory. So, your first task will be yoga be any posture. Posture has to be proper for 5 minutes.



ACTIVITY -2

“The heart of a father is master piece of nature”

To show the love and gratitude to your father make any one of these with the help of mother. Give it to your father with love, click pictures of and share with the class teachers.



ACTIVITY -3

International Environment Day -



Make any one of these with the help of your mother. You may create any other activity with your own ideas and choice.




Life Skills

1. Learn to tie your shoelaces.
2. Mop one house in your room.
3. Wash a dish or pot.
4. Know your full name, phone number and complete home address.
5. Dress yourself.
6. Plant a herb and take care until it grows.
7. Learn to fold clothes.
8. Read a book and act out a scene from it.
9. Make your bed.
10. # Girls- Learn to plait hair.
Boys-Do a cool hairstyle.



**Write vowel 'a & e' sound
words**


**Write modes of transport and
colour the given picture-**




Look at the picture and write the name-



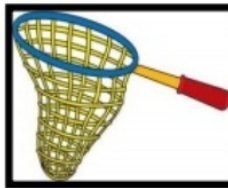












Picture Reading

My Red Cap

This is my cap.

My cap is red.

It is on my lap.

I like my red cap.


I also have a black cap.



चित्र देखकर शब्द लिखो -















चित्र देखकर वाक्य लिखो -













पढो और समझो ।

जल नल
अब बल
सब कब
चल पर
दल हल

टब जग
जम तब
नर नस
जज वन
चख तट

लव रथ पर चढ़ ।
बस पर मत लटक ।
अब घर चल ।
बन ठन कर रह ।
दस तक पढ़ ।
हठ मत कर ।

जय हठ मत कर ।
घर पर चल ।
फल चख ।
अब नल पर चल ।
टब रख व जल भर ।

खाली स्थान भरो -



न _____



फ _____



घ _____



ब _____



क _____



क _____



न _____



म _____



बर _____



अद _____




कस _____



गर _____



Write each missing number.



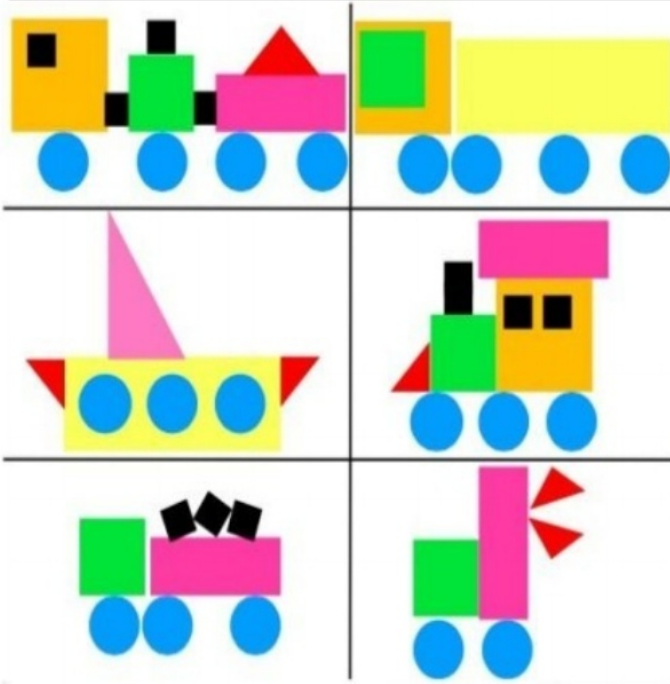
1		3		5			8		10
11			14		16		18		20
21		23		25		27			30
31			34		36		38		40
41		43		45		47			50

Put in the number which comes before, between or after.

Before	Between	After
_____ 29	33 _____ 35	17 _____
_____ 18	5 _____ 7	30 _____
_____ 36	21 _____ 23	9 _____
_____ 7	12 _____ 14	25 _____
_____ 25	19 _____ 21	11 _____
_____ 31	37 _____ 39	39 _____
_____ 1	7 _____ 9	3 _____
_____ 23	26 _____ 28	29 _____




**Make any three creative things
using colourful papers and keep it
safe in your folder and submit it
with your holiday homework.**



Encircle the picture that comes next.




Make different kinds of animals with dry and green leaves and paste it on A4 sheet and keep it in your folder. It will be submitted along with your Holiday homework.



Fun with Colours..

Colour the given picture.



Make any one piece of craft with the help of buttons on A4 sheet. It will be submitted along with your Holiday homework.

